

A SUPER SECOND GRADE SUMMER!

Dear Families of the new St. Cecilia Second Grade Class,

This summer St. Cecilia students will complete tasks to review and prepare for the coming school year. Our new Second Graders will be using the Super Second Grade Summer Journal to review writing, reading and math skills from First Grade. The journal will also be a way for your family to document an exciting summer and allow the Second Grade teacher to learn more about your child.

The students will complete every journal entry but may do them in any order they wish. They will record what day they did each entry on the calendar located at the front of the journal. The students must use pencil and fill the page. Please check that proper punctuation and capitalization are used.

Please read to and with your student everyday. The students will create a list of all the books they read in back of their journal. Each student will do a "brown-bag book report" on their favorite book they read this summer. This assignment is due the first day of school and details are found in the back of the journal.

For math, I have supplied the math facts that the students should have mastered by the time Second Grade begins, which are also located at the back of the journal. A note about Xtra Math, an app and website all St. Cecilia students are familiar with, is found in the back of the journal. I will be checking student's Xtra Math progress weekly this summer. I encourage families to include their child in telling time, counting money, recognizing shapes and math problems in your daily lives this summer as well.

Finally this summer I ask that families continue to teach and practice life skills like shoe tying, teamwork and responsibility to prepare for a super Second Grade year!



Thank you,
Miss Bosche

UN SUPER VERANO PARA IR AL SEGUNDO GRADO

Estimadas familias de nuestra nueva clase de estudiantes del segundo grado,

Este verano los estudiantes de Santa Cecilia completarán tareas para revisar y prepararse para el segundo grado. Ellos estarán utilizando el Super Second Grade Summer Journal (Diario de Verano de Segundo grado) para repasar lectura y habilidades matemáticas aprendidas en el primer grado. Este diario o Journal también será una manera para que en familia documenten el emocionante verano y le permita a la maestra de segundo grado aprender más de su hijo.

Los estudiantes completarán cada apunte en el orden que lo deseen. Ellos apuntan que día escribieron sus notas en el calendario ubicado en la parte frontal del Journal. Los estudiantes deben usar lápiz. Por favor asegúrese que usan la puntuación correcta.

Por favor lea con su hijo (a) cada día. Los estudiantes harán una lista de los libros que leerán en la parte de atrás del journal. Cada estudiante hará un reporte "brown bag" de su libro favorito que lea en el verano. Esta asignación se debe entregar el primer día de clases.

Para matemáticas, he suministrado los hechos de matemáticas (facts) que los estudiantes deben aprender para el comienzo del segundo grado. Una nota sobre el progreso de Xtramath, una aplicación y página Web que todos los estudiantes de Santa Cecilia conocen, estará también al final del libro. Estare chequeando el progreso de los estudiantes semanalmente. Ánimo a las familias a que incluyan a sus hijos (as) en actividades relacionadas con contar dinero, decir la hora y reconocer formas y problemas matemáticos de la vida diaria.

Finalmente, este verano le pido a las familias que continúen enseñando y practicando herramientas útiles de la vida diaria, como amarrarse los zapatos, trabajo en equipo y responsabilidad para prepararlos de la mejor manera para el segundo grado.

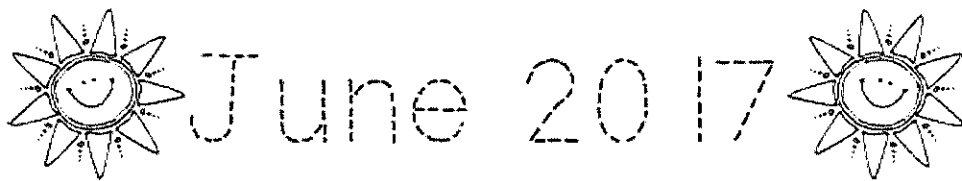
MY SUPER SECOND
GRADE SUMMER
JOURNAL






Name _____



SUPER SUMMER JOURNAL CALENDAR

Trace the calendars for June, July and August. Then write the number of the journal entry you did on the date you did it. For example if I did journal entry #3 on July 9th I would write a 3 on Sunday, July 9th.









Sunday	Monday	Tuesday	Wednesday	Thursday	Friday	Saturday
				1	2	3
4	5	6	7	8	9	10
11	12	13	14	15	16	17
18	19	20	21	22	23	24
25	26	27	28	29	30	



July 2017







Sunday	Monday	Tuesday	Wednesday	Thursday	Friday	Saturday
						1
2	3	4	5	6	7	8
9	10	11	12	13	14	15
16	17	18	19	20	21	22
23	24	25	26	27	28	29
30	31					



August 2017



Sunday	Monday	Tuesday	Wednesday	Thursday	Friday	Saturday
		1	2	3	4	5
6	7	8	9	10	11	12
13	14	15	16	17	18	19
20	21	22	23	24	25	26
27	28	29	30	31		

SUPER SUMMER JOURNAL ENTRY #1

All About Me

Tell your new Second Grade teacher all about yourself.

A series of 15 horizontal lines for writing, each consisting of a solid top line, a dashed middle line, and a solid bottom line.

SUPER SUMMER JOURNAL ENTRY #3

How to Play My Favorite Game

Teach us how to play your favorite indoor or outdoor game.



First



Next



Then



Last

SUPER SUMMER JOURNAL ENTRY #5

A Super Day

Write a schedule of your perfect summer day. Tell us the exact time you would do everything.

Handwriting practice lines consisting of solid top and bottom lines with a dashed midline, repeated 15 times for writing.

SUPER SUMMER JOURNAL

My Super Books

Write a list of every book you read this summer.

A series of 15 horizontal lines for writing, each consisting of a solid top line, a dashed middle line, and a solid bottom line.

SUPER SUMMER JOURNAL

More of My Super Books

A series of 15 horizontal lines for writing, each consisting of a solid top line, a dashed middle line, and a solid bottom line.

BROWN-BAG BOOK REPORT

Due the first day of school

How to do a brown-bag book report:

1. Read many super books this summer and pick your favorite one.
2. Write your name, the title of the book and the author's name on the brown-bag.
3. Draw a picture of the main character and put it inside the brown-bag.
4. Inside the bag put an item that represents the setting.
5. Inside the bag put 3 more items that can help you retell the story to the class.
6. Share with your class on the first day of Second Grade!

I KNOW ALL MY MATH FACTS

Addition

1 + 1 = 2	2 + 1 = 3	3 + 1 = 4	4 + 1 = 5	5 + 1 = 6
1 + 2 = 3	2 + 2 = 4	3 + 2 = 5	4 + 2 = 6	5 + 2 = 7
1 + 3 = 4	2 + 3 = 5	3 + 3 = 6	4 + 3 = 7	5 + 3 = 8
1 + 4 = 5	2 + 4 = 6	3 + 4 = 7	4 + 4 = 8	5 + 4 = 9
1 + 5 = 6	2 + 5 = 7	3 + 5 = 8	4 + 5 = 9	5 + 5 = 10
1 + 6 = 7	2 + 6 = 8	3 + 6 = 9	4 + 6 = 10	5 + 6 = 11
1 + 7 = 8	2 + 7 = 9	3 + 7 = 10	4 + 7 = 11	5 + 7 = 12
1 + 8 = 9	2 + 8 = 10	3 + 8 = 11	4 + 8 = 12	5 + 8 = 13
1 + 9 = 10	2 + 9 = 11	3 + 9 = 12	4 + 9 = 13	5 + 9 = 14
1 + 10 = 11	2 + 10 = 12	3 + 10 = 13	4 + 10 = 14	5 + 10 = 15
6 + 1 = 7	7 + 1 = 8	8 + 1 = 9	9 + 1 = 10	10 + 1 = 11
6 + 2 = 8	7 + 2 = 9	8 + 2 = 10	9 + 2 = 11	10 + 2 = 12
6 + 3 = 9	7 + 3 = 10	8 + 3 = 11	9 + 3 = 12	10 + 3 = 13
6 + 4 = 10	7 + 4 = 11	8 + 4 = 12	9 + 4 = 13	10 + 4 = 14
6 + 5 = 11	7 + 5 = 12	8 + 5 = 13	9 + 5 = 14	10 + 5 = 15
6 + 6 = 12	7 + 6 = 13	8 + 6 = 14	9 + 6 = 15	10 + 6 = 16
6 + 7 = 13	7 + 7 = 14	8 + 7 = 15	9 + 7 = 16	10 + 7 = 17
6 + 8 = 14	7 + 8 = 15	8 + 8 = 16	9 + 8 = 17	10 + 8 = 18
6 + 9 = 15	7 + 9 = 16	8 + 9 = 17	9 + 9 = 18	10 + 9 = 19
6 + 10 = 16	7 + 10 = 17	8 + 10 = 18	9 + 10 = 19	10 + 10 = 20

Subtraction

1 - 1 = 0	2 - 2 = 0	3 - 3 = 0	4 - 4 = 0	5 - 5 = 0
2 - 1 = 1	3 - 2 = 1	4 - 3 = 1	5 - 4 = 1	6 - 5 = 1
3 - 1 = 2	4 - 2 = 2	5 - 3 = 2	6 - 4 = 2	7 - 5 = 2
4 - 1 = 3	5 - 2 = 3	6 - 3 = 3	7 - 4 = 3	8 - 5 = 3
5 - 1 = 4	6 - 2 = 4	7 - 3 = 4	8 - 4 = 4	9 - 5 = 4
6 - 1 = 5	7 - 2 = 5	8 - 3 = 5	9 - 4 = 5	10 - 5 = 5
7 - 1 = 6	8 - 2 = 6	9 - 3 = 6	10 - 4 = 6	11 - 5 = 6
8 - 1 = 7	9 - 2 = 7	10 - 3 = 7	11 - 4 = 7	12 - 5 = 7
9 - 1 = 8	10 - 2 = 8	11 - 3 = 8	12 - 4 = 8	13 - 5 = 8
10 - 1 = 9	11 - 2 = 9	12 - 3 = 9	13 - 4 = 9	14 - 5 = 9
6 - 6 = 0	7 - 7 = 0	8 - 8 = 0	9 - 9 = 0	10 - 10 = 0
7 - 6 = 1	8 - 7 = 1	9 - 8 = 1	10 - 9 = 1	11 - 10 = 1
8 - 6 = 2	9 - 7 = 2	10 - 8 = 2	11 - 9 = 2	12 - 10 = 2
9 - 6 = 3	10 - 7 = 3	11 - 8 = 3	12 - 9 = 3	13 - 10 = 3
10 - 6 = 4	11 - 7 = 4	12 - 8 = 4	13 - 9 = 4	14 - 10 = 4
11 - 6 = 5	12 - 7 = 5	13 - 8 = 5	14 - 9 = 5	15 - 10 = 5
12 - 6 = 6	13 - 7 = 6	14 - 8 = 6	15 - 9 = 6	16 - 10 = 6
13 - 6 = 7	14 - 7 = 7	15 - 8 = 7	16 - 9 = 7	17 - 10 = 7
14 - 6 = 8	15 - 7 = 8	16 - 8 = 8	17 - 9 = 8	18 - 10 = 8
15 - 6 = 9	16 - 7 = 9	16 - 8 = 9	18 - 9 = 9	19 - 10 = 9